

DAILY SPICES REPORT

12 December 2025

- JEERA
- DHANIYA
- TURMERIC



Kedia Stocks & Commodities Research Pvt. Ltd.

Research Advisory | White Labelling | Digital Marketing



NCDEX Future Market Update

Commodity	Expiry	Open	High	Low	Close	% Change
TURMERIC	18-Dec-25	15,040.00	15,500.00	14,900.00	15,124.00	0.73
TURMERIC	20-Apr-26	15,630.00	16,376.00	15,550.00	15,880.00	2.32
JEERA	19-Dec-25	21,365.00	21,365.00	20,875.00	20,925.00	-1.37
JEERA	20-Jan-26	21,395.00	21,420.00	21,050.00	21,095.00	-1.01
DHANIYA	19-Dec-25	10,500.00	10,610.00	10,250.00	10,364.00	-2.21
DHANIYA	20-Jan-26	10,400.00	10,452.00	10,110.00	10,210.00	-2.30

Spot Market Update

Commodity	Place	Price	% Chg
Jeera	उंझा	21,035.00	-0.22
Jeera	जोधपुर	20,600.00	-3.29
Dhaniya	गोंडल	9,995.85	-0.15
Dhaniya	कोटा	10,302.40	0.24
Turmeric (Unpolished)	निजामाबाद	14,441.60	1.52
Turmeric (Farmer Polished)	निजामाबाद	15,191.70	1.18

Currency Market Update

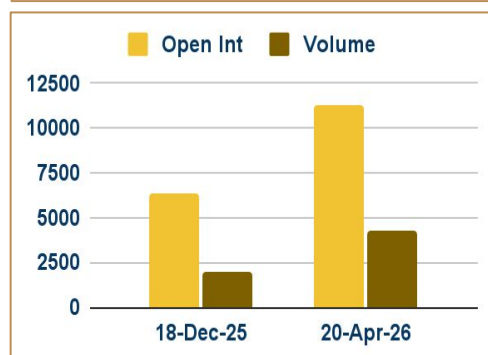
Currency	Country	Rates
USDINR	India	90.32
USDCNY	China	7.06
USDBDT	Bangladesh	121.98
USDHKD	Hongkong	7.78
USDMYR	Malaysia	4.10
USDAED	UAE	3.67
EURUSD	Europe	1.17

Open Interest Snapshot

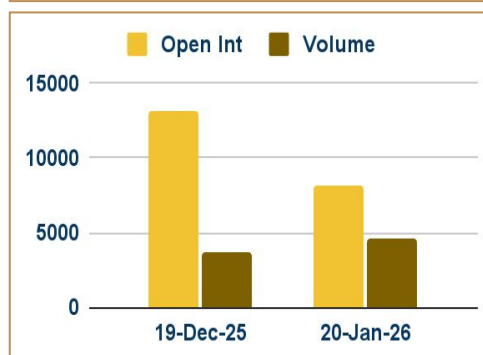
Commodity	Expiry	% Change	% Oi Change	Oi Status
TURMERIC	18-Dec-25	0.73	-5.68	Short Covering
TURMERIC	20-Apr-26	2.32	4.89	Fresh Buying
JEERA	19-Dec-25	-1.37	-13.94	Long Liquidation
JEERA	20-Jan-26	-1.01	14.91	Fresh Selling
DHANIYA	19-Dec-25	-2.21	-2.96	Long Liquidation
DHANIYA	20-Jan-26	-2.30	5.27	Fresh Selling

OI & Volume Chart

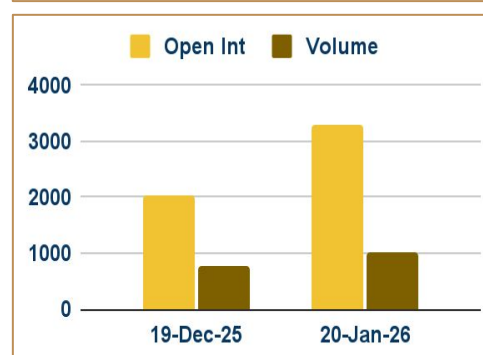
Turmeric



Dhaniya



Jeera



Technical Snapshot



SELL JEERA DEC @ 21000 SL 21250 TGT 20700-20500. NCDEX

Spread

JEERA JAN-DEC

170.00

Observations

Jeera trading range for the day is 20570-21550.

Jeera dropped due to comfortable supplies and tepid export interest amid adequate existing stocks.

However, downside seen limited as weather issues and delayed sowing are keeping cumin prices strong.

In Gujarat, Jeera sowing seen at 2,60,925 hectares down by 0.45% compared to last years 2,62,115 hectares.

In Unjha, a major spot market, the price ended at 21035 Rupees dropped by -0.22 percent.

Trading Levels

Commodity	Expiry	Close	R2	R1	PP	S1	S2
JEERA	19-Dec-25	20,925.00	21550.00	21250.00	21060.00	20760.00	20570.00
JEERA	20-Jan-26	21,095.00	21560.00	21330.00	21190.00	20960.00	20820.00

Technical Snapshot



SELL DHANIYA DEC @ 10500 SL 10750 TGT 10300-10100. NCDEX

Spread DHANIYA JAN-DEC -154.00

Observations

Dhaniya trading range for the day is 10048-10768.

Dhaniya prices dropped as sowing rose by 20.82% to 75,361 hectares compared to last year.

Seasonal demand, especially ahead of the wedding period, is further expected to keep consumption active.

Dhaniya exports during Apr - Sep 2025, rose by 14.45% at 26355.76 tonnes as compared to 23029.16 tonnes exported during Apr - Aug 2024.

In Gondal, a major spot market, the price ended at 9995.85 Rupees dropped by -0.15 percent.

Trading Levels

Commodity	Expiry	Close	R2	R1	PP	S1	S2
DHANIYA	19-Dec-25	10,364.00	10768.00	10566.00	10408.00	10206.00	10048.00
DHANIYA	20-Jan-26	10,210.00	10600.00	10406.00	10258.00	10064.00	9916.00

Technical Snapshot



SELL TURMERIC DEC @ 15200 SL 15500 TGT 14900-14700. NCDEX

Spread TURMERIC APR-DEC 756.00

Observations

Turmeric trading range for the day is 14574-15774.

Cotton gains as farmers are facing the prospect of poor crop yield due to heavy rains

However upside seen limited as market demand was weak and payment flow remained slow.

15-20% crop damage has been reported from the major growing areas due to excessive rain and water logging.

In Nizamabad, a major spot market, the price ended at 15191.7 Rupees gained by 1.18 percent.

Trading Levels

Commodity	Expiry	Close	R2	R1	PP	S1	S2
TURMERIC	18-Dec-25	15,124.00	15774.00	15448.00	15174.00	14848.00	14574.00
TURMERIC	20-Apr-26	15,880.00	16762.00	16322.00	15936.00	15496.00	15110.00

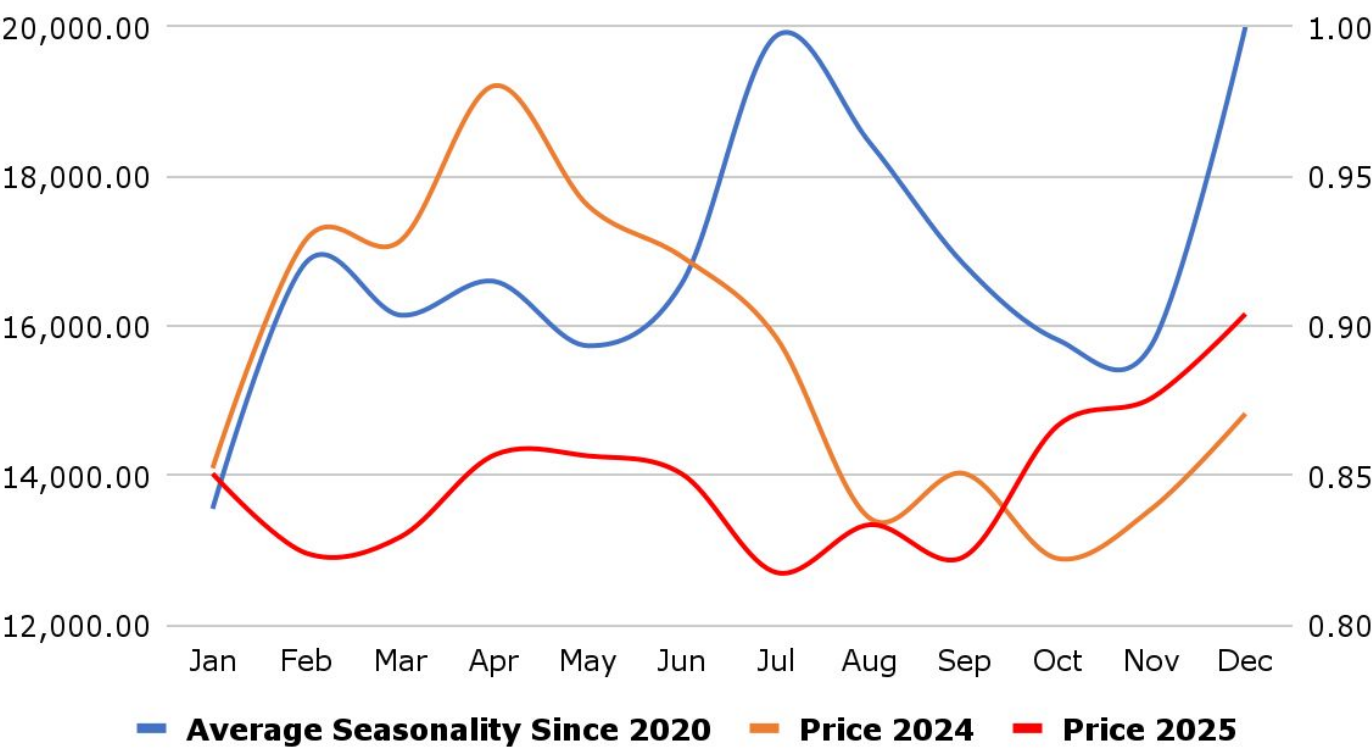
NCDEX Jeera Seasonality



NCDEX Dhaniya Seasonality



NCDEX Turmeric Seasonality



USDINR Seasonality



This Report is prepared and distributed by Kedia Stocks & Commodities Research Pvt Ltd. Our SEBI REGISTRATION NUMBER – INH000006156. for information purposes only. The recommendations, if any, made herein are expressions of views and/or opinions and should not be deemed or construed to be neither advice for the purpose of purchase or sale through KSCRPL nor any solicitation or offering of any investment /trading opportunity. These information/opinions/ views are not meant to serve as a professional investment guide for the readers. No action is solicited based upon the information provided herein. Recipients of this Report should rely on information/data arising out of their own investigations. Readers are advised to seek independent professional advice and arrive at an informed trading/investment decision before executing any trades or making any investments. This Report has been prepared on the basis of publicly available information, internally developed data and other sources believed by KSCRPL to be reliable. KSCRPL or its directors, employees, affiliates or representatives do not assume any responsibility for or warrant the accuracy, completeness, adequacy and reliability of such information/opinions/ views. While due care has been taken to ensure that the disclosures and opinions given are fair and reasonable, none of the directors, employees, affiliates or representatives of KSCRPL shall be liable for any direct, indirect, special, incidental, consequential, punitive or exemplary damages, including lost profits arising in any way whatsoever from the information/opinions/views contained in this Report. The possession, circulation and/or distribution of this Report may be restricted or regulated in certain jurisdictions by appropriate laws. No action has been or will be taken by KSCRPL in any jurisdiction (other than India), where any action for such purpose (s) is required. Accordingly, this Report shall not be possessed, circulated and/ or distributed in any such country or jurisdiction unless such action is in compliance with all applicable laws and regulations of such country or jurisdiction. KSCRPL requires such a recipient to inform himself about and to observe any restrictions at his own expense, without any liability to KSCRPL. Any dispute arising out of this Report shall be subject to the exclusive jurisdiction of the Courts in India.

KEDIA ADVISORY**KEDIA STOCKS & COMMODITIES RESEARCH PVT LTD****Mumbai, India****SEBI REGISTRATION NUMBER – INH000006156****For more details, please contact: +91 93234 06035 / 96195 51022****Email: info@kediaadvisory.com****Regd.Off.: 1, 2, 3 & 4, 1st Floor, Tulip Bldg, Flower Valley Complex, Khadakpada Circle,
Kalyan-(W), Mumbai-421301**